



Re-branding desktops

Created by Veronika Jermolina
1st November 2006
Version 1.0

Note: Please check for more recent versions of this document via aql.com

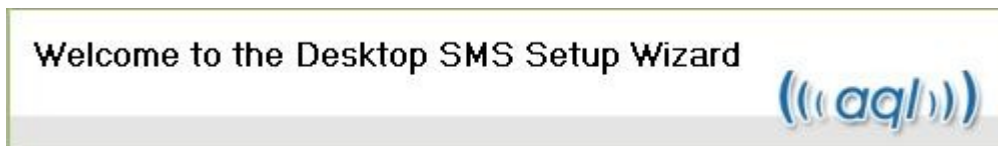
Images

To rebrand desktopsms, first you would need 4 bmp images. All the images have to be in an exact pixel x pixel size. The images should be named exactly like the following files.

installscreen.bmp (500 px x 70 px)



In the application, this image would be appear like this



splashscreen.bmp (498 px x 298 px)




Note that between the word "Message Inbox & delivery receipts" and "(aq) limited", messages such as "Updating Credits ...", "Checking for new releases ...", etc, etc. Hence make space for it in the image.

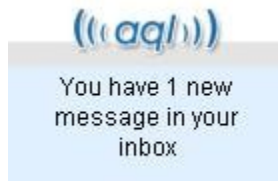
aqldlglogo.bmp (148 px x 46 px)



inboxpopup.bmp (139 px x 110 px)



In the application, this image would be appear like this, therefore remember to leave some space at the bottom.



Support

Please feel free to contact us if you have any other enquiries by logging in to your account at <http://www.aql.com> and raising a new support ticket. Our support team will normally respond to your query within 20 minutes during normal office hours.